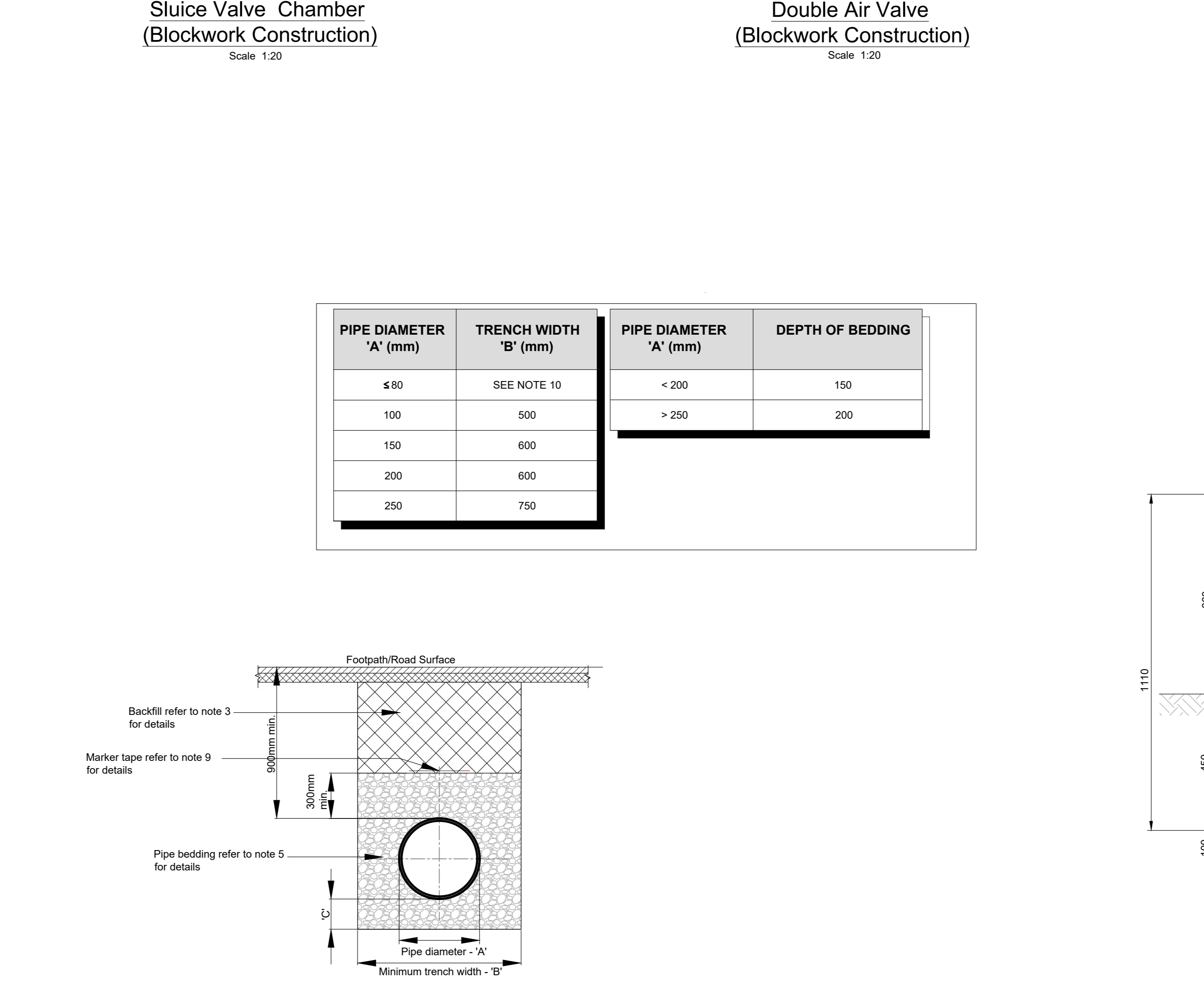
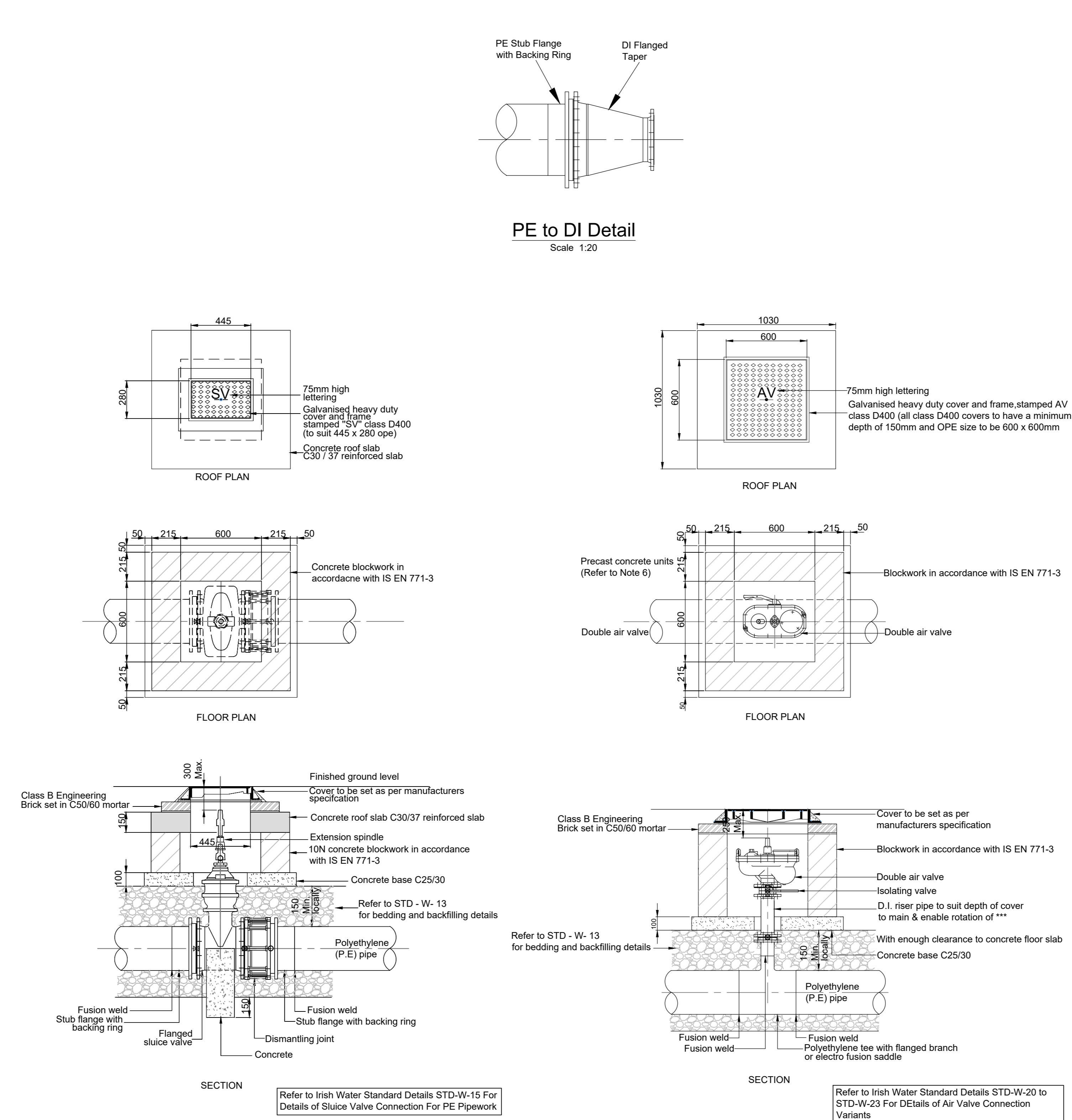
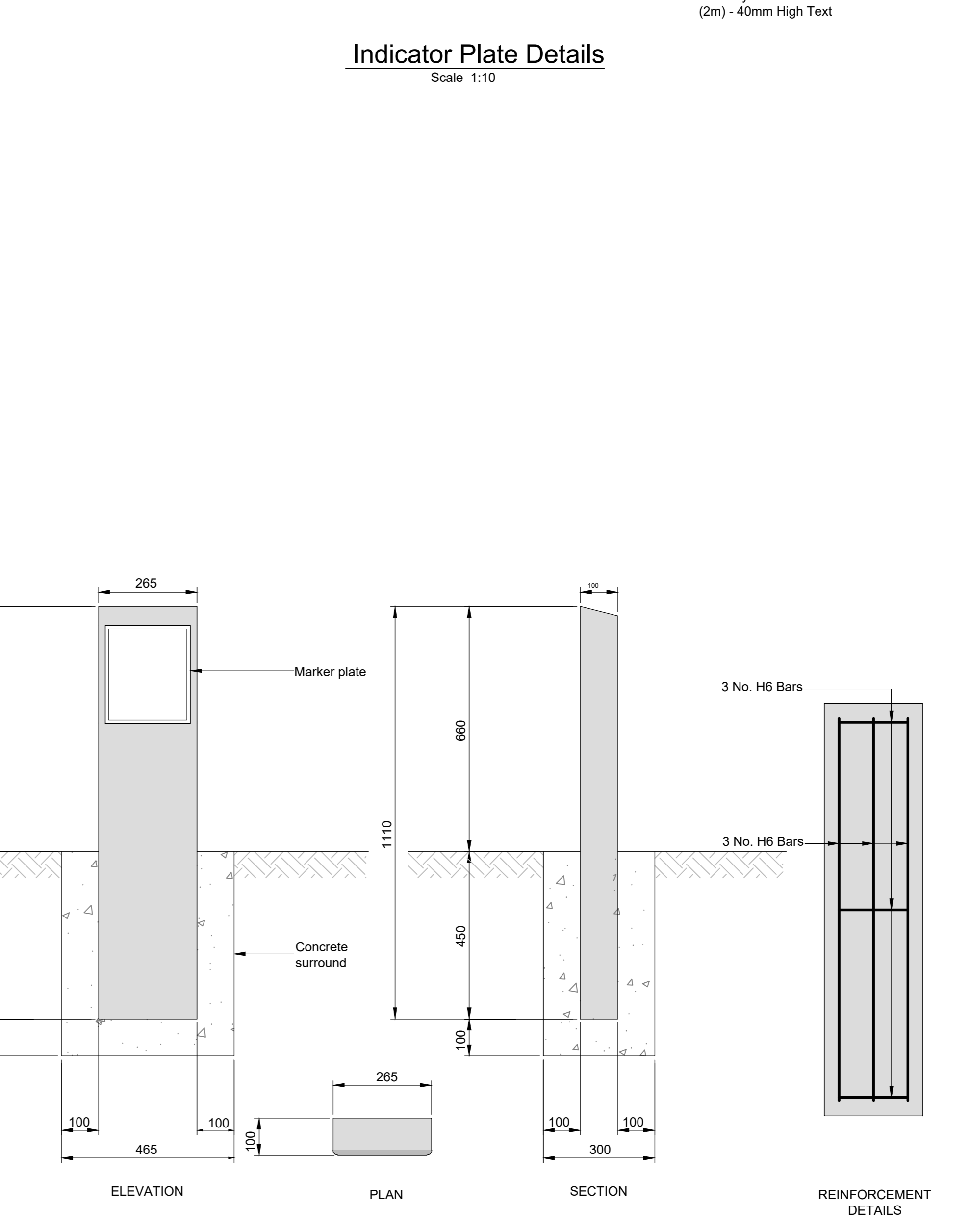
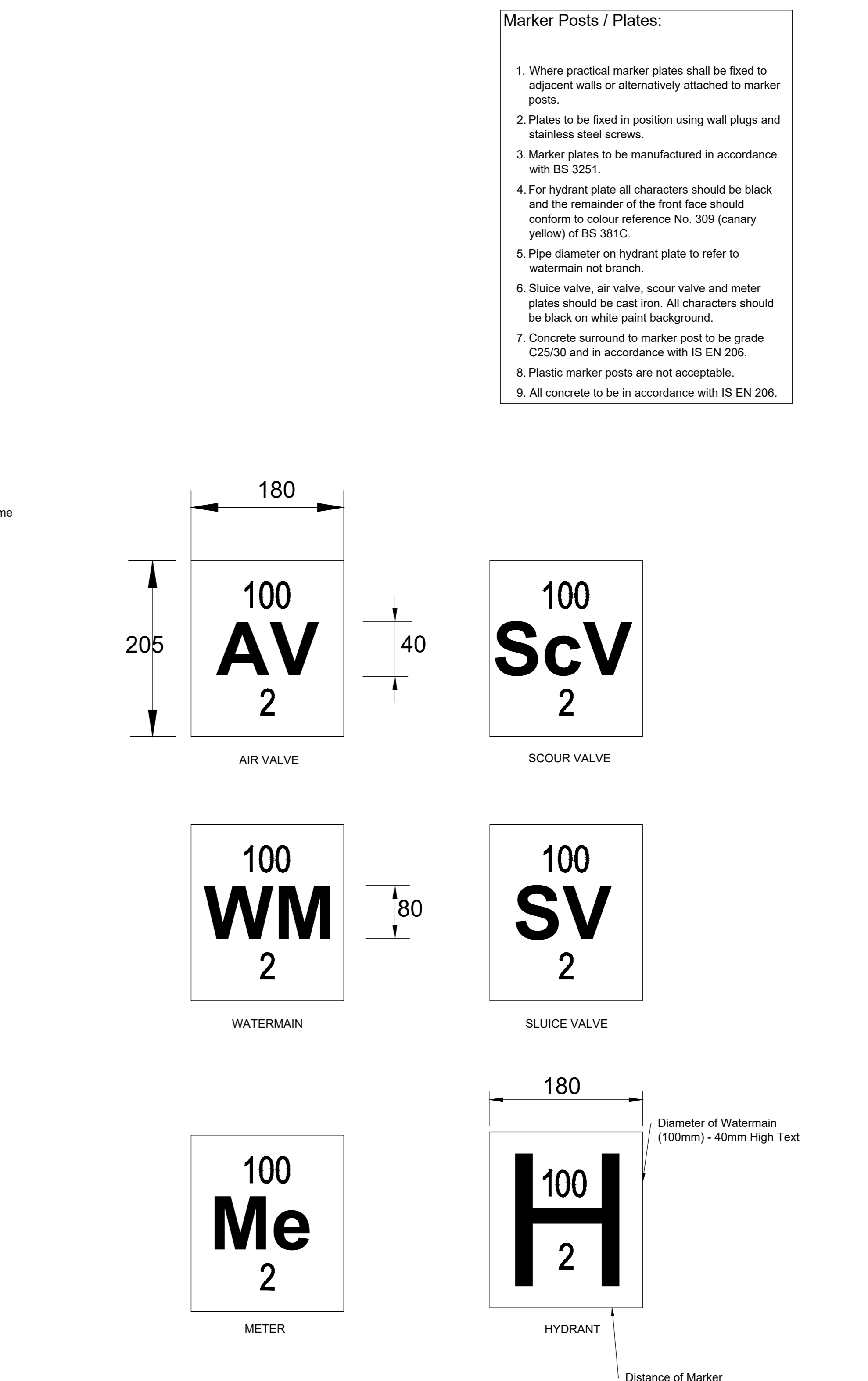


Offline Hydrant
Scale 1:20



Double Air Valve (Blockwork Construction)
Scale 1:20

Typical Bedding Detail for Potable Watermain (in Roadways)
Scale 1:20



Concrete Indicator Post Detail
Scale 1:20

PIPE DIAMETER 'A' (mm)	TRENCH WIDTH 'B' (mm)	PIPE DIAMETER 'A' (mm)	DEPTH OF BEDDING
≤ 80	SEE NOTE 10	< 200	150
100	500	> 250	200
150	600		
200	600		
250	750		

- Marker Posts / Plates:**
- Where practical marker plates shall be fixed to adjacent walls or alternatively attached to marker posts.
 - Plates to be fixed in position using wall plugs and stainless steel screws.
 - Marker plates to be manufactured in accordance with BS 3251.
 - For hydrant plate all characters should be black and the remainder of the front face should conform to colour reference No. 309 (canary yellow) of BS 381C.
 - Pipe diameter on hydrant plate to refer to watermain not branch.
 - Sluice valve, air valve, scour valve and meter plates should be cast iron. All characters should be black on white paint background.
 - Concrete surround to marker post to be grade C25/30 and in accordance with IS EN 206.
 - Plastic marker posts are not acceptable.
 - All concrete to be in accordance with IS EN 206.

- Notes:**
- All dimensions are in millimetres (mm) unless noted otherwise.
 - The minimum depth of cover from the finished ground level to the external crown of the pipe shall be 750mm for service connections, 900mm for water mains. Greater depths of cover and/or pipe strength and/or a higher class of bedding material may be required where high traffic loading is anticipated. The maximum cover should not exceed 1200mm where practicable.
 - Clause 804 material in accordance with the National Roads Authority Specification for Road Works is to be used as backfill material where the water main is located in the road, footpaths or when the nearest part of the trench is within 1m of the paved edge of the roadway. Clause 804 is to be compacted as per Clause 802 of the National Roads Authority Specification for Road Works.
 - Selected excavated material may be used in green-field areas above granular pipe surround material subject to the approval of Irish Water.
 - Pipe bedding shall comply with WIS 4-08-02 and IGW 4-08-01 granular material shall be 14mm to 5mm graded aggregate or 10mm single sized aggregate to IS EN 12620.
 - In soft ground conditions (CBR < 5) the material should be excavated out and disposed of in accordance with the Waste Management Act and Clause 804 material in accordance with the National Roads Authority Specification for Road Works shall replace the excavated material, wrapped in geo-textile wrapping. Alternatively, special pipe support arrangements, including piling etc. may be required where the depth of soft material is excessive. Such arrangements shall be subject to assessment by Irish Water before advancing with the work.
 - Pipes shall not be supported on stones or rocks, or any hard object at any point along the trench. Rock shall be excavated to a depth of 150mm below the actual depth of the trench with the void filled with Clause 804 material in accordance with the National Roads Authority Specification for Road Works. The granular material shall be laid above this void backfill material.
 - Should minimum cover not be achievable, concrete grade C8/10 shall be used as backfill material.
 - Marker tape to be 400mm wide blue polyethylene material in accordance with en 12163, plastic pipes shall have warning tape incorporated a reinforced band tracing wire. Service pipes shall have 200mm wide mesh tape. Marker tape to be laid at top of pipe bedding layer.
 - Trench widths for pipe sizes to consideration being given to the trench depth, health & safety & construction access requirements.

P01	13/11/20	D.K	R.M	J.MacC.
Issued for Planning				
Rev	Date	By	Check	Appd
ARUP				
One Albert Quay Cork, Ireland Tel: +353 (0)21 427 7876 Fax: +353 (0)21 427 2945 www.arup.com				
Client Marina Quarter Ltd.				
Project Title Former Ford Distribution Site				
Drawing Title Proposed Water Details				
Scale of A0 As Shown				
Risk Site Infrastructure				
Suitability Information				
Arup Job No 268196-00				
Name 0550-ARUP-ZZ-L0-DR-C-00022				